



































Time	Flag Changes	Flags Flying	Sound	“Call Out”	Meaning
12:30 En Route	“Lima” 				“Follow this boat”
Prior to 12:50	Drop “Lima” once on station  “Q” Flag		[No Sound]		Use GPS time if possible. Anchor; set course boards; Hoist RC Attach Yellow starting line flag high on shroud amidships on starting line side ; prepare shotgun, horn, and bullhorn; get class flags ready.
12:59			You can sound courtesy series of repeated short horn blasts (3-4) to announce prep of warning.	“One minute before warning – “F” flag (there will be a gun) 12:59:00: Timekeeper begins countdown of last minute in 5-second intervals. 12:59:50: Timekeeper counts down seconds ... 10-9-8-7-6-5-4-3-2-1-0	NOTE: For 2nd race, start here. Make it easy on yourself and start 1 min before a 5 min mark on the clock.
1:00	 “F” flag hoisted		GUN	“Gun and hoist F-flag”	Attention: 5 minutes before starting sequence, 10 minutes to Spin Fleet start
1:04	“F” flag removed		[No Sound]	“One minute before warning – “prep 9, Spin fleet flag – there will be a gun.” 1:04:50: Timekeeper counts down seconds ... 10-9-8-7-6-5-4-3-2-1-0	6 minutes before Spin Fleet start
1:05	 “9” (Spin fleet) flag hoisted		GUN	“Gun and hoist 9 flag”	Warning: 5 minutes before the Spin Fleet start
1:06			Short horn	“Hoist P-flag”	Preparatory: 4 minutes before Spin Fleet start.

Time	Flag Changes	Flags Flying	Sound	“Call Out”	Meaning
1:09	 “P” flag removed		Long Horn	“Lower P Flag” “One minute before A Fleet start – there will be a gun.” Timekeeper begins countdown of last minute in 5-second intervals. 1:09:50: Timekeeper counts down seconds ... 10-9-8-7-6-5-4-3-2-1-0	1 minute before A Fleet start.
1:10	 “9” flag removed; “5” (NS Fleet) flag hoisted		GUN	“Gun, lower 9 flag and raise 5 flag”	Spin Fleet Start. Warning: 5 minutes before NS Fleet start;
1:11	 “P” flag hoisted	 	Short Horn	“Raise P-flag”	Preparatory: 4 minutes before NS fleet start.
1:14	 “P” flag Removed		Long Horn	“Lower P Flag” “One minute before NS Fleet start – there will be a gun.” Timekeeper begins countdown of last minute in 5-second intervals. 1:14:50 Timekeeper counts down seconds ... 10-9-8-7-6-5-4-3-2-1-0	1 minute before NS Fleet start
1:15	 “5” flag removed; “W” (MH Fleet) flag hoisted		GUN	“Gun, lower 5 flag and raise W flag”	Non Spin Fleet Start. Warning: 5 minutes before MH Fleet start;
1:16	 “P” flag hoisted	 	Short Horn	“Raise P-flag”	Preparatory: 4 minutes before MH fleet start.

<p>1:19</p>	 <p>“P” flag removed</p>		<p>Long Horn</p>	<p>“Lower P Flag” “One minute before MH Fleet start – there will be a gun.”</p> <p>Timekeeper begins countdown of last minute in 5-second intervals.</p> <p>1:14:50 Timekeeper counts down seconds ... 10-9-8-7-6-5-4-3-2-1-0</p>	<p>1 minute before MH Fleet start</p>
<p>1:20</p>	<p>“W” flag removed</p>		<p>GUN</p>	<p>“All flags down”</p>	<p>MH Fleet Start.</p>
				<p>To indicate a 2nd race, raise the “R” flag prior to 1st finishers</p>	<p>Min. of 10 mi break between last finisher and new starting sequence</p>

After start	 X Flag (X-ray)	1 sound	Individual boat(s) are over early, goes down after boat (s) are clear or one minute before the next start.
	 General recall. (1 st Substitute)	2 sounds. 1 when lowered.	Many boats are over early. Restart. Warning signal of one sound will be made 1 minute after removal.
	 AP Flag	2 sounds. 1 when lowered	Races not started are <i>postponed</i> . The warning signal of 1 sound will be made 1 minute after removal, unless postponed again or abandoned.
	 N Flag (November)	3 sounds. 1 when lowered.	<i>Abandon</i> all races.
	 S Flag (Sierra)	2 sounds	Shorten Course . Sail the short course. If flag is at a rounding or finishing mark: Finish between the nearby mark and the staff displaying this flag. Class flags shall be added under S flag unless all classes are shortened.
	 C Flag (Charlie)	Repetitive sounds	The position of the next mark has been changed.
Before Finish	Blue Flag		This race committee boat is in position at the finishing line.
Starting Rules used instead of Prep Flag (<i>never used</i>)	 I Flag (India)	1 when lowered.	RRS 30.1 round the ends starting rule. If over early, sail to the pre-start side of the line around either end before starting.
	 Z Flag (Zulu)	1 when lowered	RRS 30.1 If flag Z has been displayed, Boat shall not be in the triangle formed by the ends of the starting line and the first <i>mark</i> during the minute before her starting signal. If violated a boat will receive a 20% scoring penalty calculated as stated in rule 44.3(c).
	 Black flag	1 when lowered	RRS 30.3 black flag rule. Boat should not be in triangle of ends of starting line and first mark during the minute before her starting signal. If violated, she will be disqualified.